



District Report Card: 2017


State: Punjab	District: Patiala
Class: 3	Subject: Mathematics
Schools: 60	Students: 764


Participation/Coverage


Students

<div>GENDER</div> <div></div>	Boys		Girls	
	Number	%	Number	%
	379	49.61	385	50.39

<div>AREA</div> <div></div>	Rural		Urban	
	Number	%	Number	%
	582	76.18	182	23.82

<div>CATEGORY</div> <div></div>	SC		ST		OBC		GEN	
	Number	%	Number	%	Number	%	Number	%
	373	48.82	7	0.92	258	33.77	126	16.49

<div>CWSN</div> <div></div>	LD	VI	HI	S&LD	ID	Oth
	1	1	0	1	2	21

<div>Management</div> <div></div>	Government		Government-aided	
	Number	%	Number	%
	730	95.55	34	4.45

Average Performance of Students in Mathematics (%)

Overall	Gender		Area		Management		Social Group			
	Male	Female	Rural	Urban	Govt.	Aided	SC	ST	OBC	GEN
45.75	46.88	44.64	43.60	52.64	44.67	69.02	44.93	56.19	44.63	49.89

Performance on Learning Outcomes (LOs)

Learning Outcomes	Description	Average Performance(%)
M301	Reads and writes numbers up to 999 using place value	44.32
M302	Compares numbers up to 999 based on their place values	61.65
M303	Solves simple daily life problems using addition and subtraction of three digit numbers with and without regrouping	37.91
M304	Constructs and uses the multiplication facts (up till 10) in daily life situations	46.07
M305	Analyses and applies an appropriate number operation in the situation/ context	44.24
M306	Explains the meaning of division facts by equal grouping/sharing and finds it by repeated subtraction	45.81
M309	Identifies and makes 2D-shapes by paper folding, paper cutting on the dot grid, using straight lines etc.	61.96
M311	Fills a given region leaving no gaps using a tile of a given shape	18.86
M312	Estimates and measures length and distance using standard units like centimeters or meters & identifies relationships	15.92
M317	Reads the time correctly to the hour using a clock/watch	59.29
M318	Extends patterns in simple shapes and numbers	36.36
M319	Records data using tally marks, represents pictorially and draws conclusions	60.99

Range of Performance of Students who Answered Correctly							
Below 30%		30% - 50%		50% - 75%		Above 75%	
Number	%	Number	%	Number	%	Number	%
203	26.57	247	32.33	220	28.80	94	12.30

Lowest Performing Learning Outcomes (LOs)

- 1 - Estimates and measures length and distance using standard units like centimeters or meters & identifies relationships (15.92)
- 2 - Fills a given region leaving no gaps using a tile of a given shape (18.86)
- 3 - Extends patterns in simple shapes and numbers (36.36)
- 4 - Solves simple daily life problems using addition and subtraction of three digit numbers with and without regrouping (37.91)
- 5 - Analyses and applies an appropriate number operation in the situation/ context (44.24)